A close-up photograph of a modern, minimalist faucet. The faucet is made of a polished, metallic material, likely stainless steel or brass, and features a sleek, curved spout that arches over the sink. The base of the faucet is a simple, cylindrical design. The background is a light-colored marble surface with subtle veining. The overall aesthetic is clean and contemporary.

FA400-1403 SPEC SHEET

# MAC FAUCETS

The Leader in Decorative Automatic Faucets Worldwide

*Autoluxe Faucets Are Available In Twenty Finishes*



## Package Includes

*Faucet*

*FA400 Automator*

*Single Water Source  
Fitting*

**Please Note: Faucet  
Sold Without Drain**

*Stainless Steel Hose*

*Mounting Hardware*

*Batteries Pre-installed*

*All the hardware necessary for  
satisfactory installation*

**Model: FA400-1403** For Vessel Sinks Only

## Featuring:

- **Solid Brass Faucet.**
- **Solid Brass Valving System.**
- **Water Resistant Electronics.**
- **Battery Powered, with Optional AC.**
- **Available in Twenty (20) Finishes.**

The model FA400-1403 is specifically designed for vessel sink (bowl sink) applications. **This unique faucet is also available with optional matching water mixing valve and matching soap dispenser.** However, don't let the good looks fool you. The model FA400-1403 is a heavy duty faucet that is designed for heavy traffic applications. It features the Faucet Automator model FA400. Manufactured to last, the FA400 employs the latest in plug and play digital electronics, solid brass solenoid valve with integral filter and water flow adjustment, and it all comes in a package that is a breeze to install

ANSI A112.18.1M

CSA Standard B125, 2.2  
U.S. GPM

Complies with NSF  
Standard 61, Section 9



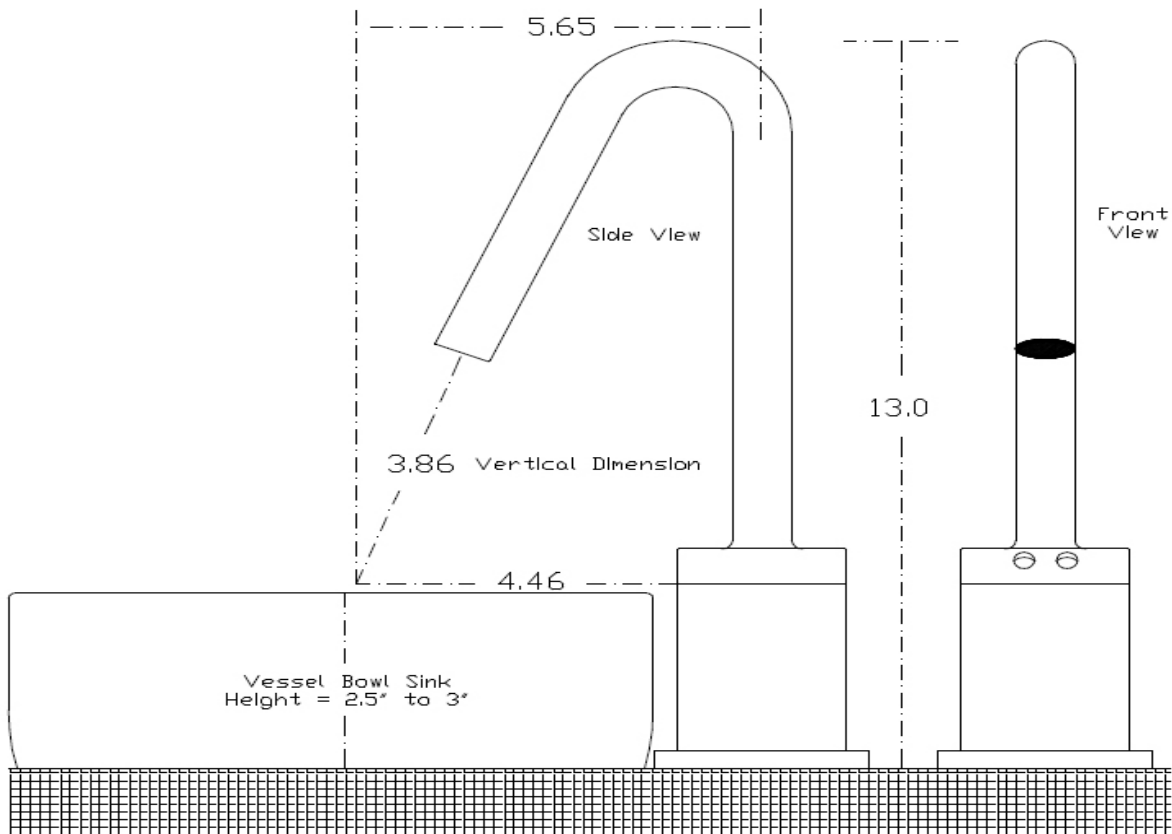
## SPECIFICATIONS AND DIMENSIONS

MODEL:	<b>FA400-1403</b>
SPOUT:	SOLID BRASS
POWER:	4 (AA) BATTERIES / AC ADAPTER OPTIONAL
BATTERY LIFE EXPECTANCY:	200,000 CYCLES
WATER TEMPERATURE CONTROL:	OPTIONAL
SENSOR TYPE AND LOCATION:	ACTIVE INFRARED, BASE MOUNT
SENSOR MICROPROCESSOR:	DIGITAL, PUG AND PLAY
SENSING RANGE:	2" TO 8" ADJUSTABLE
RESPONSE TIME:	0.3 SECOND
SHUT-OFF DELAY TIME:	3 SECONDS
MAXIMUM RUNNING TIME:	60 SECONDS
AERATOR:	2.2 GPM STANDARD, OPTIONS AVAILABLE

### Optional Equipment:

- Lavatory Drain, Grid and Pop-Up Type.    • Adjustable Under the Sink
- Mixing Valve.    • Matching Above The Sink Water Mixing Valve (**residential applications only**).
- Matching Soap Dispenser.    • Matching Off-Body Pop-Up Lift (**residential applications only**).
- AC Adapters.

All Dimensions in Inches



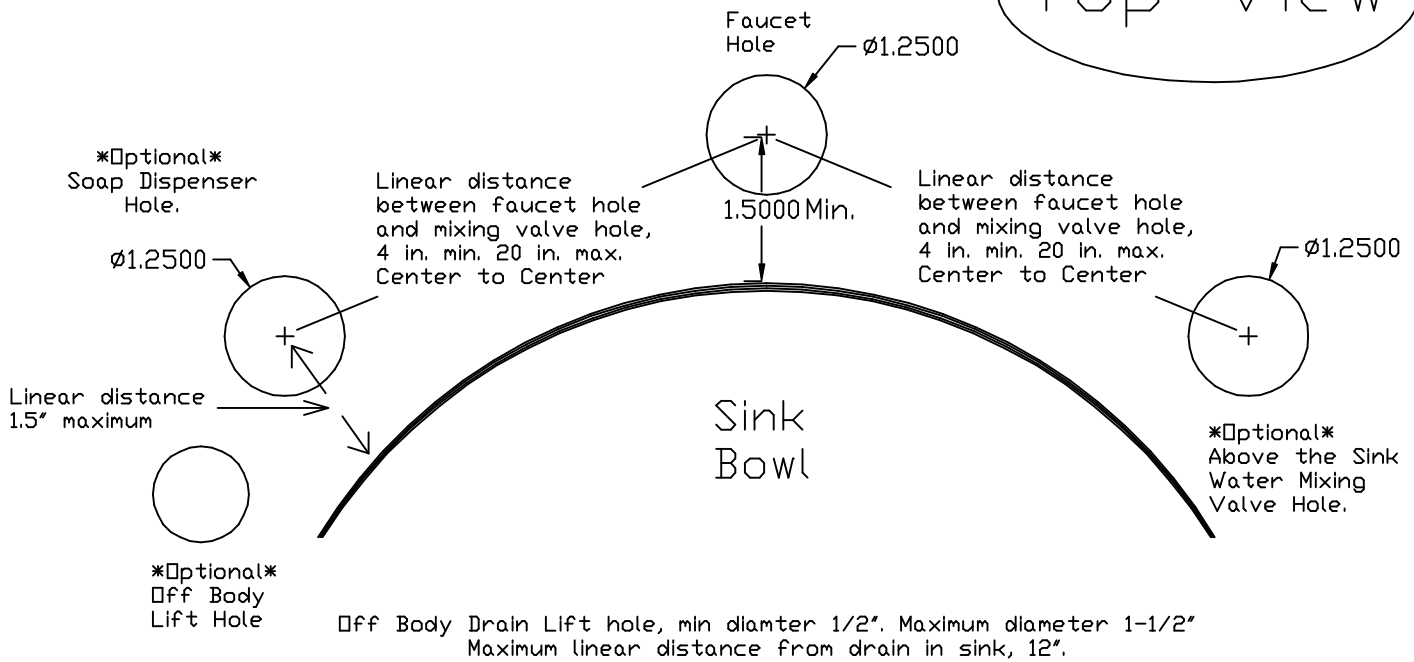
MAC Faucets 1289 North Post Oak Rd. Suite 160 Houston TX 77055

[www.macfaucets.com](http://www.macfaucets.com) Tel 713 316 9700 or 866 558 3200 Fax 310 919 3073 Email [Info@macfaucets.com](mailto:Info@macfaucets.com)

# MAC FAUCETS

Rough-in for Deck Mounted Faucets,  
Water Mixing Valves, and Soap  
Dispensers

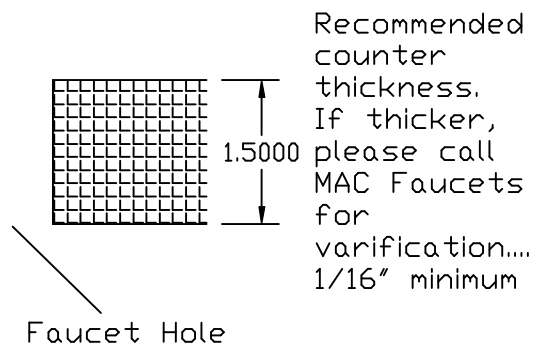
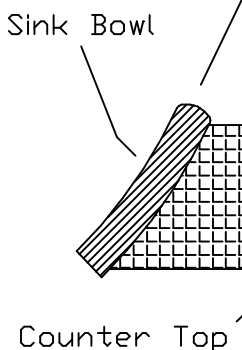
Top View



## WARNING

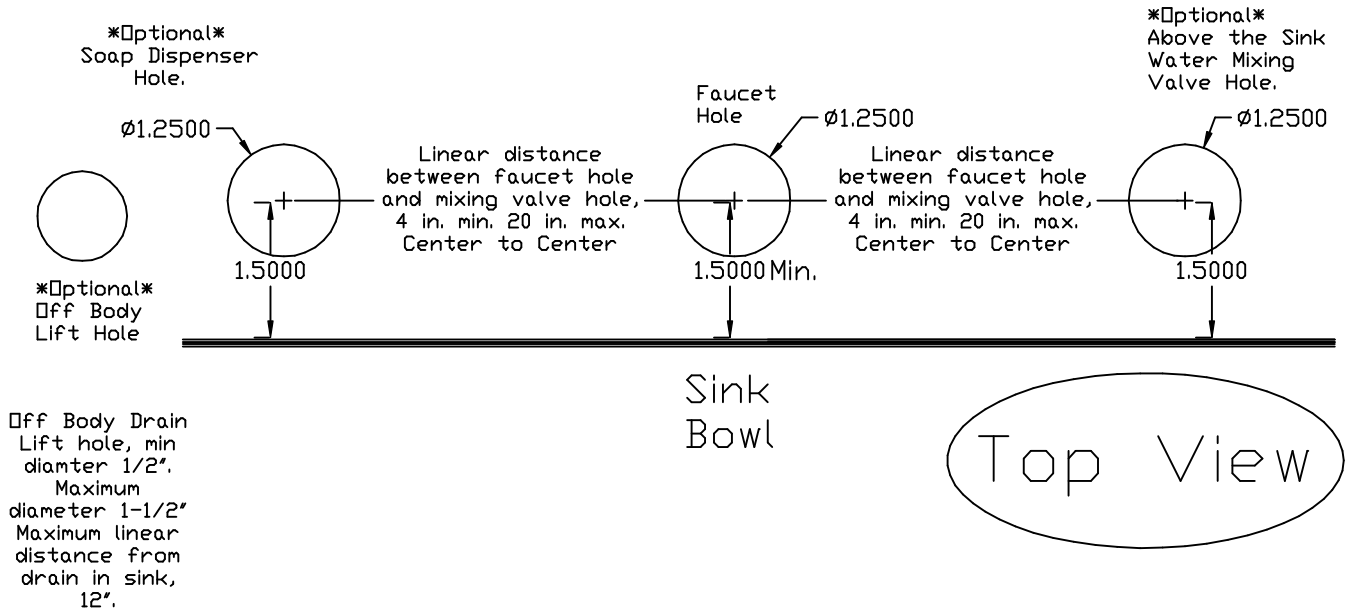
Drop in sink may interfere with sensor. We recommend undermount sink or sink that is flush with counter top.

Side View



# MAC FAUCETS

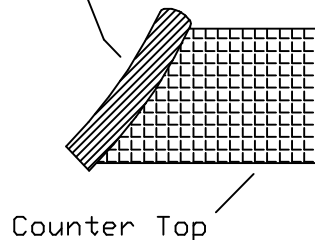
Rough-in for Deck Mounted Faucets,  
Water Mixing Valves, and Soap  
Dispensers



## WARNING

Drop in sink may interfere with sensor. We recommend undermount sink or sink that is flush with counter top.

Sink Bowl



Faucet Hole

Side View

Recommended counter thickness. If thicker, please call MAC Faucets for verification.... 1/16" minimum

1.5000